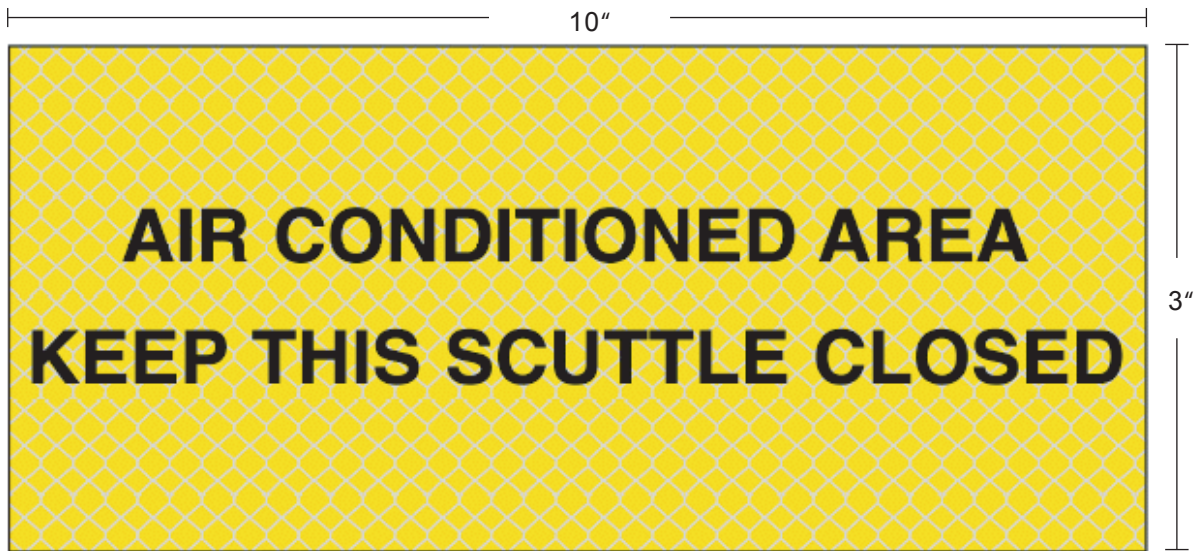




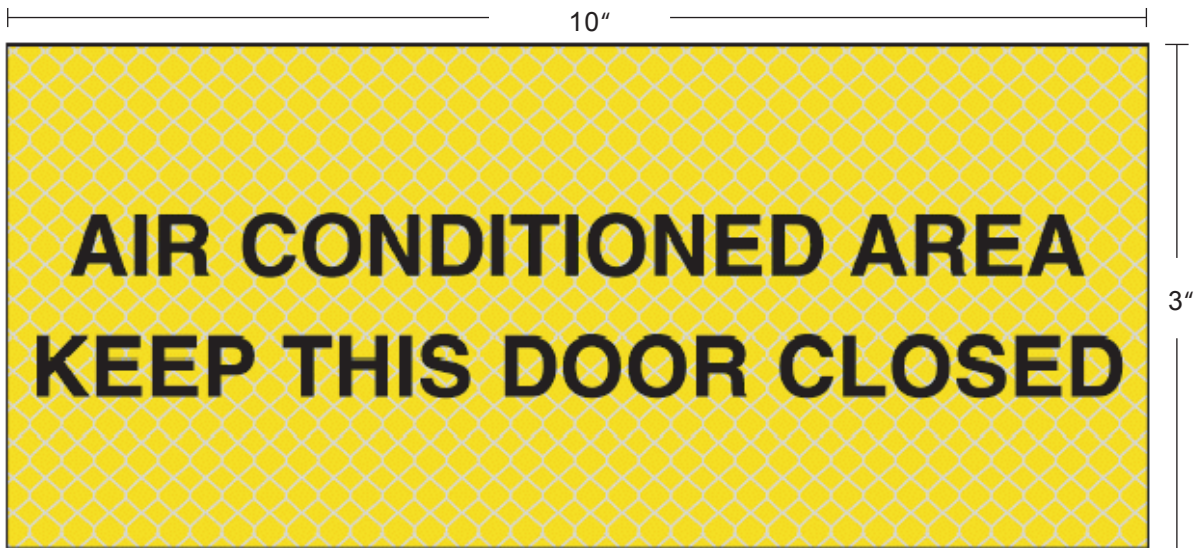
NOTE: RETROREFLECTIVE MATERIAL (YELLOW)
BLACK 3/8" RETROREFLECTIVE LETTERS
GRAPHIC IS NOT TO SCALE.

DAMAGE CONTROL SIGNAGE SKETCH # 088
AIR CONDITIONED AREA, KEEP THIS HATCH
CLOSED (7" x 3")




NOTE: RETROREFLECTIVE MATERIAL (YELLOW)
BLACK 1/2" RETROREFLECTIVE LETTERS
GRAPHIC IS NOT TO SCALE.

DAMAGE CONTROL SIGNAGE SKETCH # 089
AIR CONDITIONED AREA, KEEP THIS SCUTTLE
CLOSED (10" x 3")



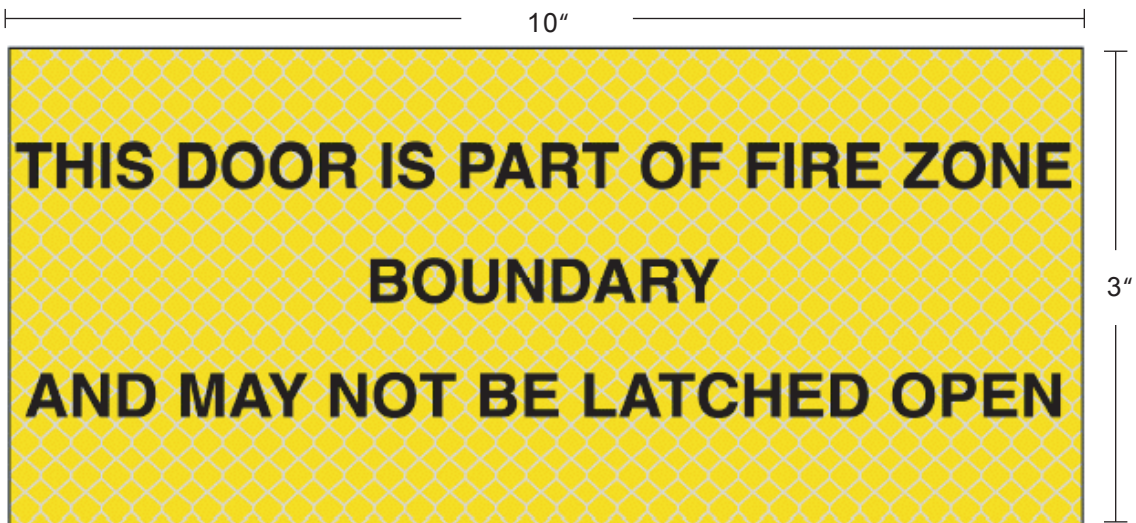
NOTE: RETROREFLECTIVE MATERIAL (YELLOW)
BLACK 1/2" RETROREFLECTIVE LETTERS
GRAPHIC IS NOT TO SCALE.

DAMAGE CONTROL SIGNAGE SKETCH # 090
AIR CONDITIONED AREA, KEEP THIS DOOR CLOSED
(10" x 3")



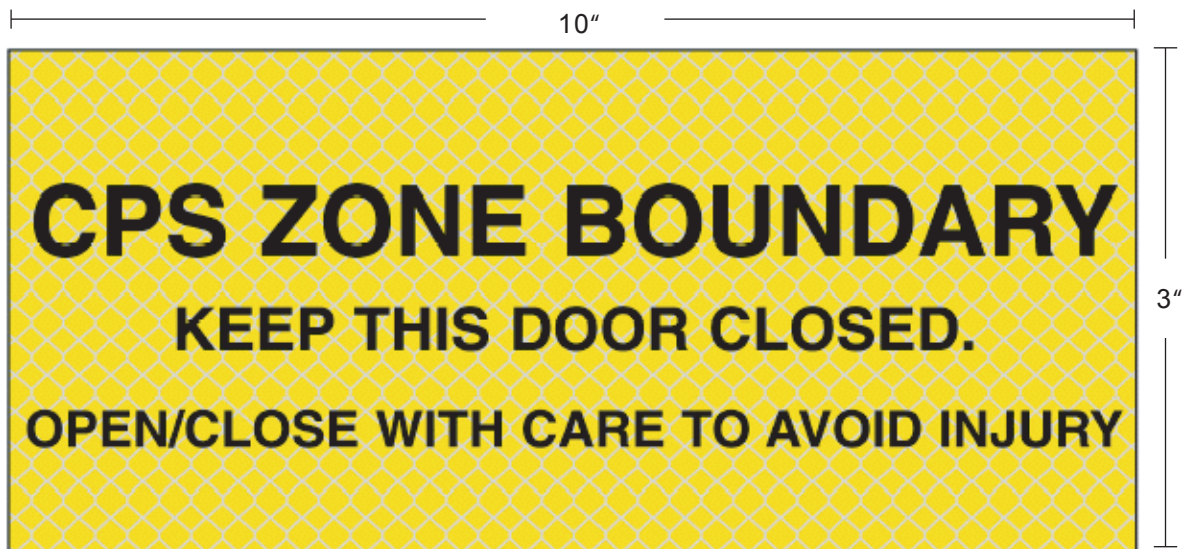
NOTE: RETROREFLECTIVE MATERIAL (WHITE)
BLACK 3/8" RETROREFLECTIVE LETTERS
GRAPHIC IS NOT TO SCALE.

DAMAGE CONTROL SIGNAGE SKETCH # 091
CPS BOUNDARY (6" x 1")



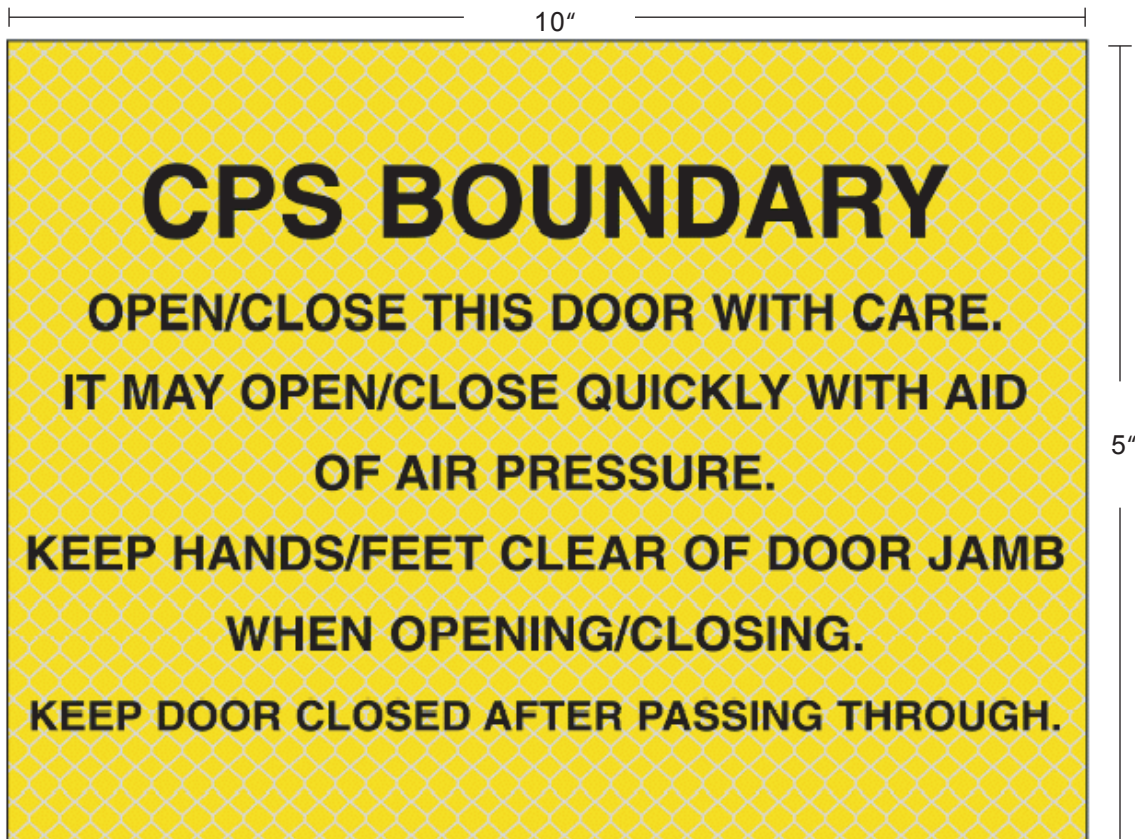
NOTE: RETROREFLECTIVE MATERIAL (YELLOW)
BLACK 3/8" RETROREFLECTIVE LETTERS
GRAPHIC IS NOT TO SCALE.

**DAMAGE CONTROL SIGNAGE SKETCH # 092
THIS DOOR IS PART OF FIRE ZONE BOUNDARY AND
MAY NOT BE LATCHED OPEN (10" x 3")**



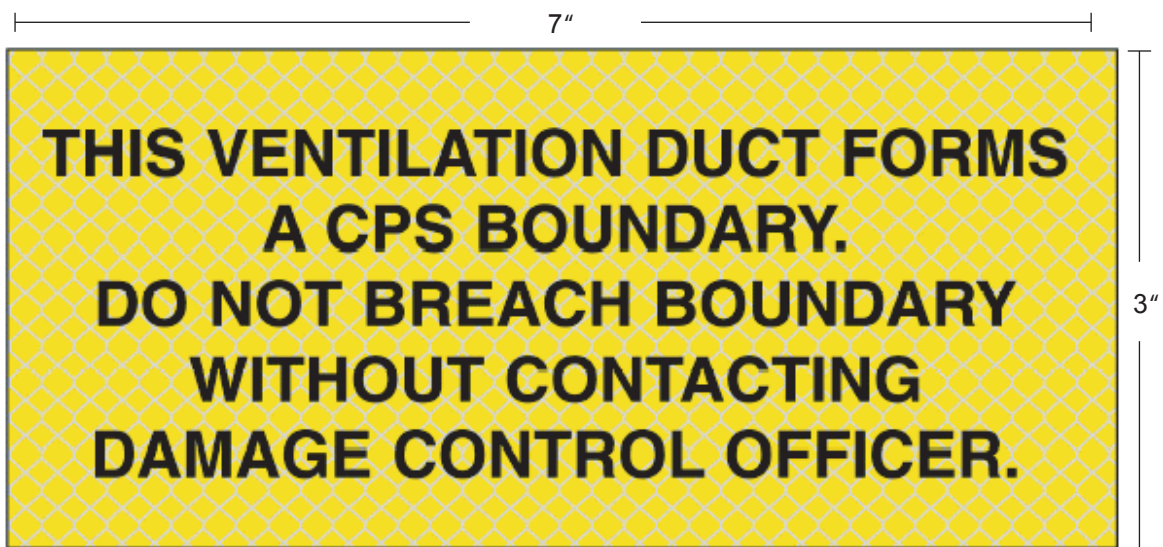
NOTE: RETROREFLECTIVE MATERIAL (YELLOW)
BLACK 1/2" AND 1/4" RETROREFLECTIVE LETTERS
GRAPHIC IS NOT TO SCALE.

DAMAGE CONTROL SIGNAGE SKETCH # 093
CPS ZONE BOUNDARY, KEEP THIS DOOR CLOSED
(10" x 3")



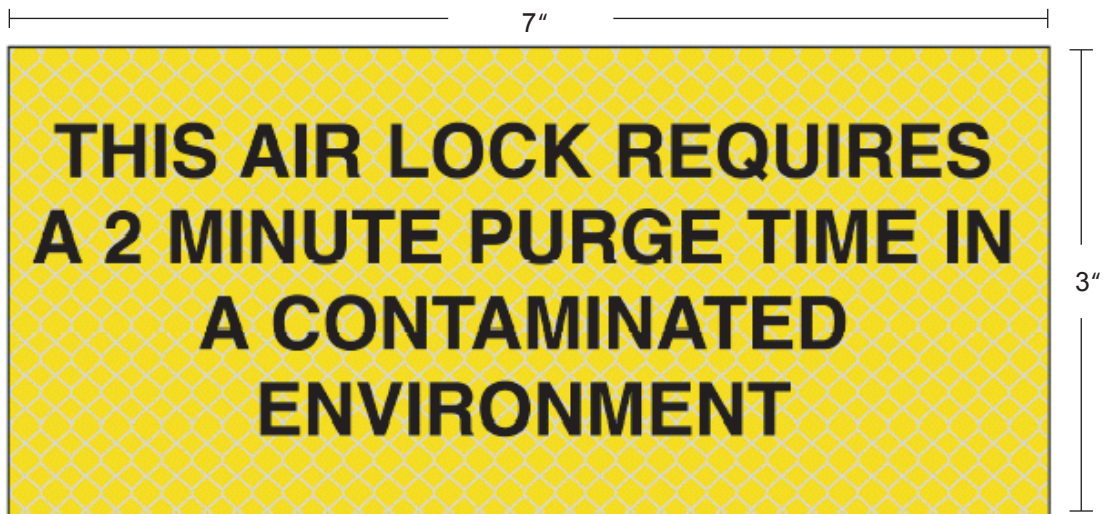
NOTE: RETROREFLECTIVE MATERIAL (YELLOW)
BLACK 1/2" RETROREFLECTIVE LETTERS
GRAPHIC IS NOT TO SCALE.

**DAMAGE CONTROL SIGNAGE SKETCH # 094
CPS BOUNDARY, OPEN/CLOSE THIS DOOR
WITH CARE (10" x 5")**



NOTE: RETROREFLECTIVE MATERIAL (YELLOW)
BLACK 3/8" RETROREFLECTIVE LETTERS
GRAPHIC IS NOT TO SCALE.

**DAMAGE CONTROL SIGNAGE SKETCH # 095
THIS VENTILATION DUCT FORMS A CPS BOUNDARY
(7" x 3")**



NOTE: RETROREFLECTIVE MATERIAL (YELLOW)
BLACK 3/8" RETROREFLECTIVE LETTERS
GRAPHIC IS NOT TO SCALE.

**DAMAGE CONTROL SIGNAGE SKETCH # 096
THIS AIR LOCK REQUIRES A 2 MINUTE PURGE TIME
IN A CONTAMINATED ENVIRONMENT (7" x 3")**



NOTE: RETROREFLECTIVE MATERIAL (YELLOW)
BLACK 1/2" RETROREFLECTIVE LETTERS
GRAPHIC IS NOT TO SCALE.

DAMAGE CONTROL SIGNAGE SKETCH # 097
DO NOT OPEN IN A CBR ENVIRONMENT (7" x 3")



NOTE: RETROREFLECTIVE MATERIAL (YELLOW)
BLACK 1/2" RETROREFLECTIVE LETTERS
GRAPHIC IS NOT TO SCALE.

DAMAGE CONTROL SIGNAGE SKETCH # 098
DO NOT USE IN A CBR ENVIRONMENT (7" x 3")



NOTE: RETROREFLECTIVE MATERIAL (YELLOW)
BLACK 3/4" RETROREFLECTIVE LETTERS
GRAPHIC IS NOT TO SCALE.

DAMAGE CONTROL SIGNAGE SKETCH # 099
AMMUNITION, FAR SIDE (9" x 5")