



NOTE: RETROREFLECTIVE MATERIAL (WHITE, BLACK AND RED)
WHITE 3/4" LETTERS (SCREENED)
GRAPHICS ARE NOT TO SCALE.

DAMAGE CONTROL SIGNAGE SKETCH # 062
DANGER (10" x 3") and (6" x 2")



NOTE: RETROREFLECTIVE MATERIAL (WHITE, BLACK AND RED)
GRAPHIC IS NOT TO SCALE.

DAMAGE CONTROL SIGNAGE SKETCH # 063
DANGER, DO NOT ENTER (6" x 5")



NOTE: RETROREFLECTIVE MATERIAL (WHITE, BLACK AND RED)
GRAPHIC IS NOT TO SCALE.

DAMAGE CONTROL SIGNAGE SKETCH # 064
DANGER, DO NOT ENTER, IDLH (6" x 5")



NOTE: RETROREFLECTIVE MATERIAL (GREEN)
WHITE 1/2" LETTERS
GRAPHIC IS NOT TO SCALE.

DAMAGE CONTROL SIGNAGE SKETCH # 065
GAS FREE (6" x 4")





NOTE: RETROREFLECTIVE MATERIAL (YELLOW AND BLACK)
1" AND 7/8" YELLOW RETROREFLECTIVE LETTERS
GRAPHICS ARE NOT TO SCALE.

DAMAGE CONTROL SIGNAGE SKETCH # 066
WARNING (10" x 3") and (6" x 2")





NOTE: RETROREFLECTIVE MATERIAL (YELLOW AND BLACK)
1" AND 7/8" YELLOW RETROREFLECTIVE LETTERS
GRAPHICS ARE NOT TO SCALE.

DAMAGE CONTROL SIGNAGE SKETCH # 067
CAUTION (10" x 3") and (6" x 2")



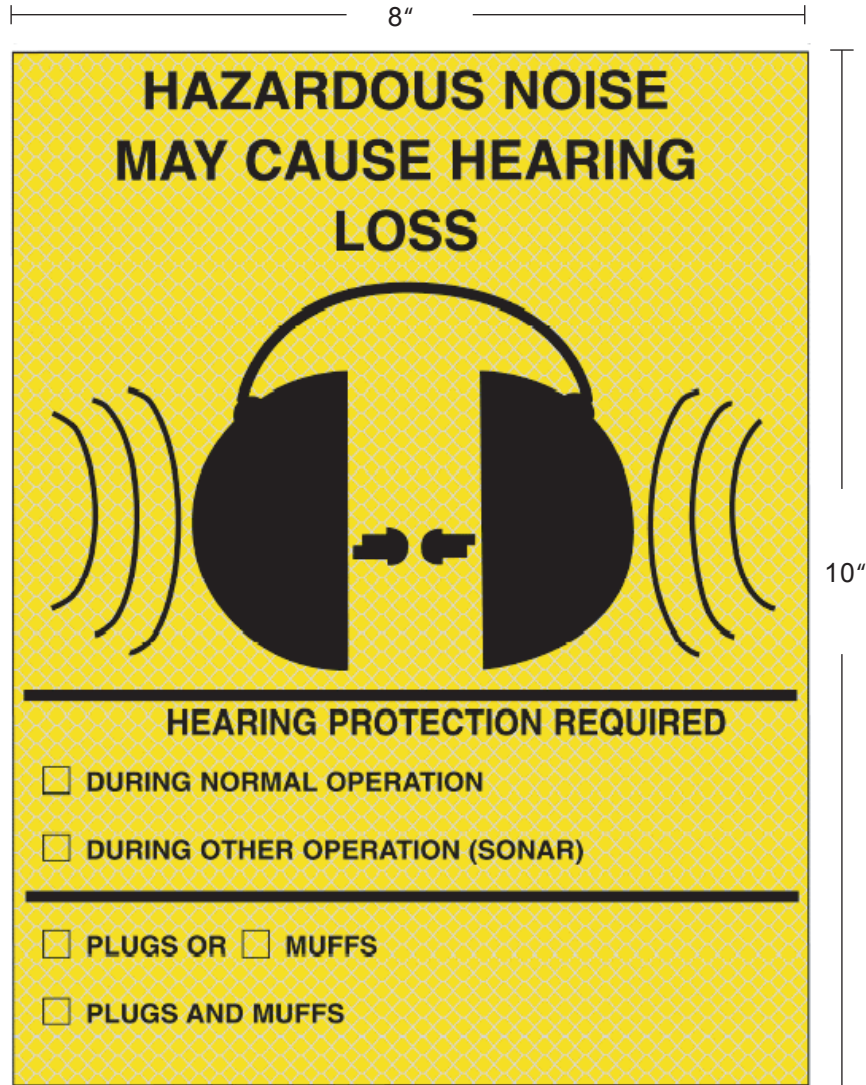
NOTE: RETROREFLECTIVE MATERIAL (WHITE AND GREEN)
1" AND 7/8" WHITE RETROREFLECTIVE LETTERS
GRAPHICS ARE NOT TO SCALE.

DAMAGE CONTROL SIGNAGE SKETCH # 068
NOTICE (10" x 3") and (6" x 2")



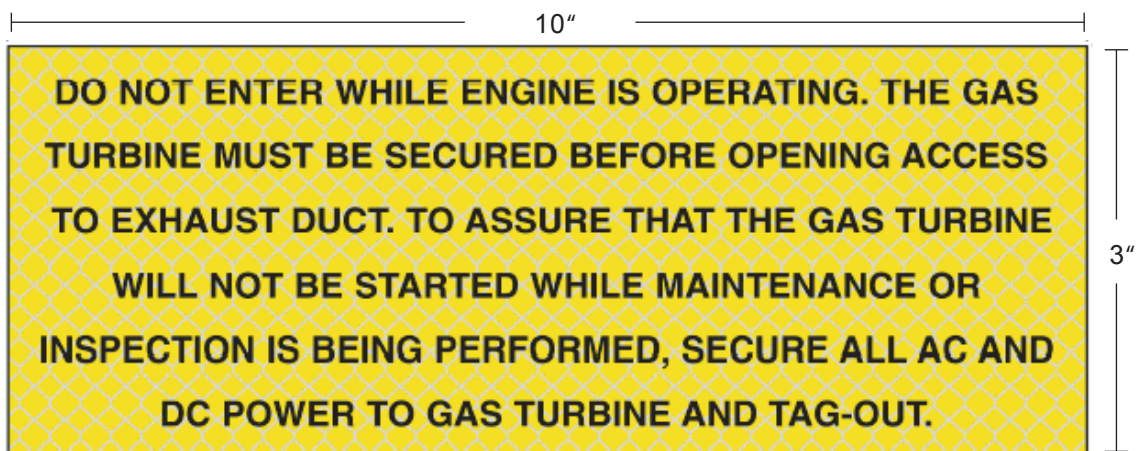
NOTE: RETROREFLECTIVE MATERIAL (WHITE AND GREEN)
1" AND 7/8" WHITE RETROREFLECTIVE LETTERS
GRAPHICS ARE NOT TO SCALE.

DAMAGE CONTROL SIGNAGE SKETCH # 069
ATTENTION (10" x 3") and (6" x 2")



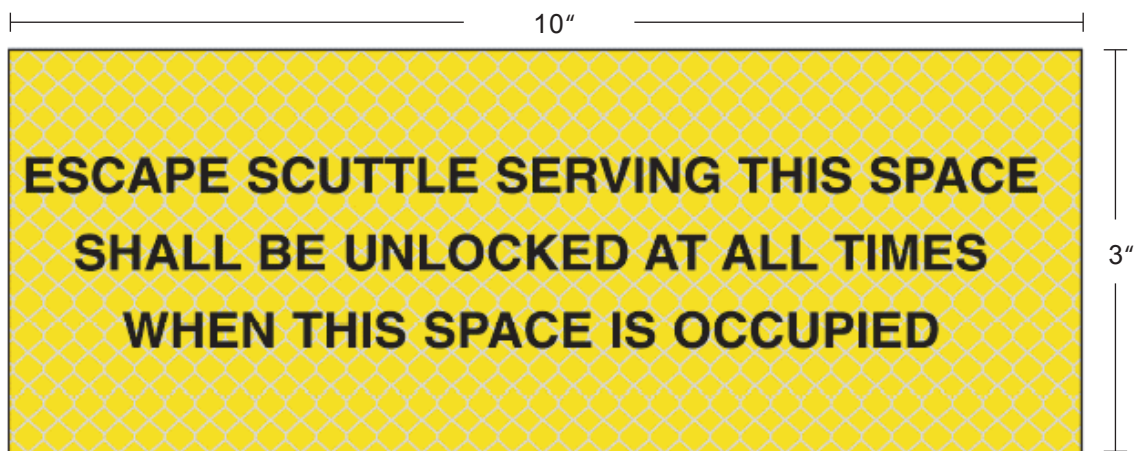
NOTE: RETROREFLECTIVE MATERIAL (YELLOW)
BLACK RETROREFLECTIVE LETTERS
GRAPHIC IS NOT TO SCALE.

DAMAGE CONTROL SIGNAGE SKETCH # 070
HAZARDOUS NOISE (8" x 10")




NOTE: RETROREFLECTIVE MATERIAL (YELLOW)
BLACK 1/4" RETROREFLECTIVE LETTERS
GRAPHIC IS NOT TO SCALE.

DAMAGE CONTROL SIGNAGE SKETCH # 071
DO NOT ENTER WHILE ENGINE IS OPERATING
(10" x 3")



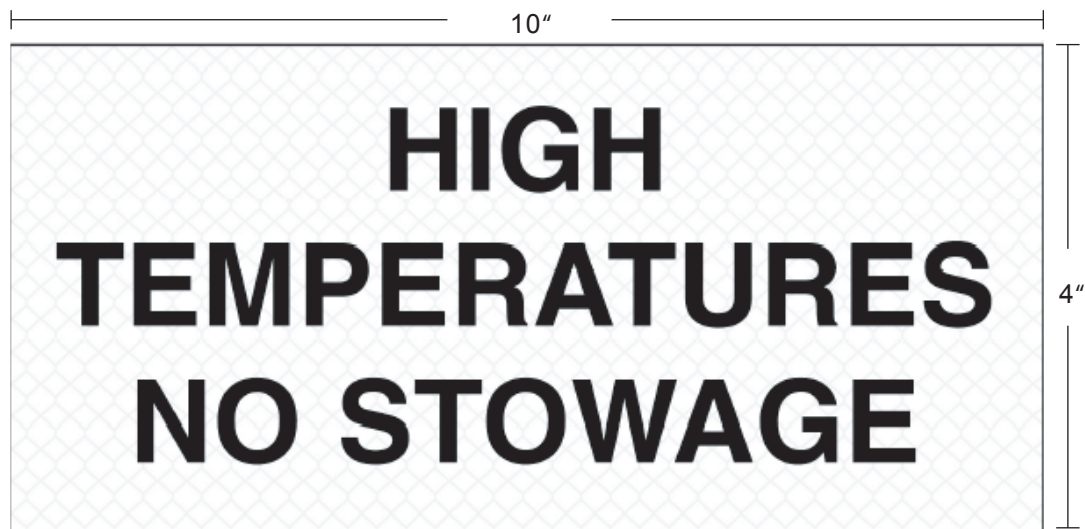
NOTE: RETROREFLECTIVE MATERIAL (YELLOW)
BLACK 3/8" RETROREFLECTIVE LETTERS
GRAPHIC IS NOT TO SCALE.

DAMAGE CONTROL SIGNAGE SKETCH # 072
ESCAPE SCUTTLE SERVING THIS SPACE (10" x 3")



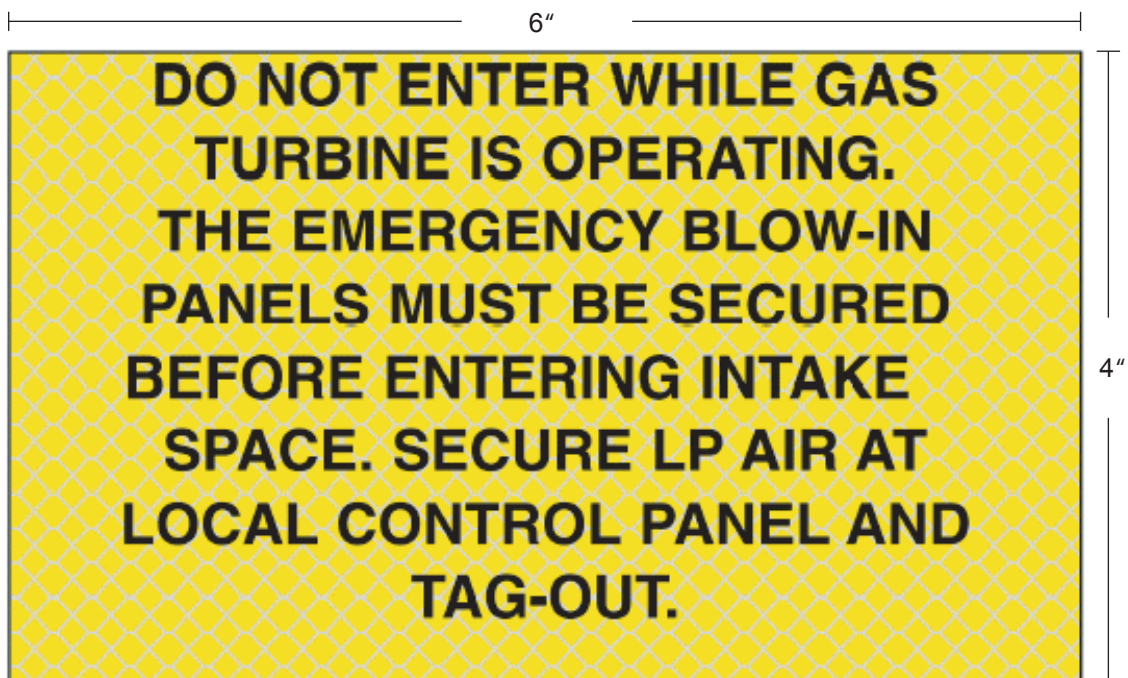
NOTE: RETROREFLECTIVE MATERIAL (YELLOW)
BLACK 1" RETROREFLECTIVE LETTERS
GRAPHIC IS NOT TO SCALE.

DAMAGE CONTROL SIGNAGE SKETCH # 073
ESCAPE SCUTTLE, DO NOT BLOCK (10" x 4")



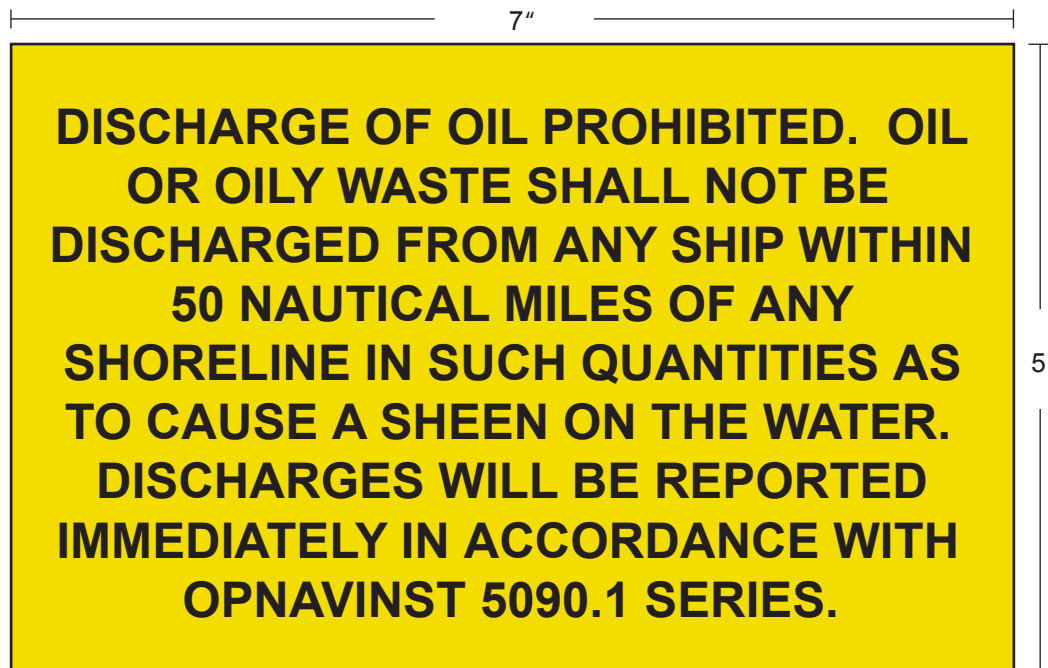
NOTE: RETROREFLECTIVE MATERIAL (WHITE)
BLACK 1/2" RETROREFLECTIVE LETTERS
GRAPHIC IS NOT TO SCALE.

DAMAGE CONTROL SIGNAGE SKETCH # 074
HIGH TEMPERATURES, NO STOWAGE (10" x 4")



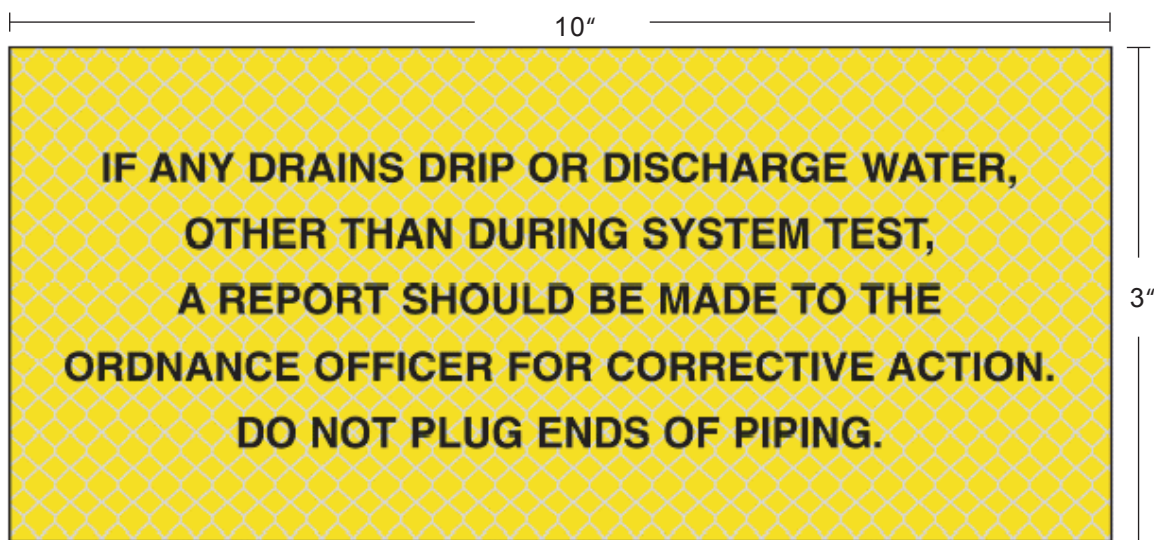
NOTE: RETROREFLECTIVE MATERIAL (YELLOW)
BLACK 1/4" RETROREFLECTIVE LETTERS
GRAPHIC IS NOT TO SCALE.

DAMAGE CONTROL SIGNAGE SKETCH # 075
DO NOT ENTER WHILE GAS TURBINE
IS OPERATING (6" x 4")



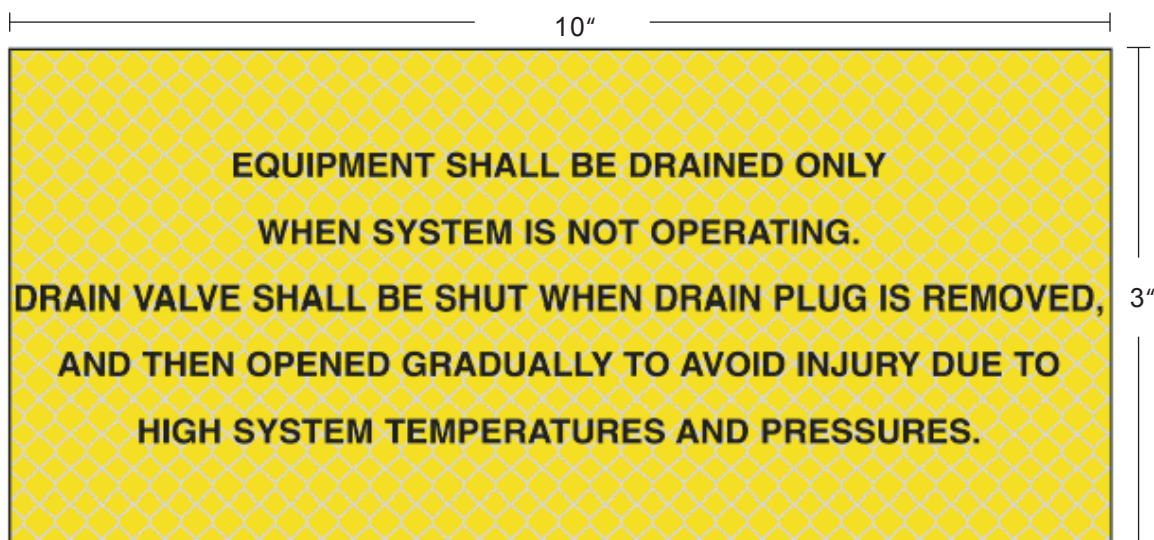
NOTE: RETROREFLECTIVE MATERIAL (YELLOW)
BLACK 1/4" RETROREFLECTIVE LETTERS
GRAPHIC IS NOT TO SCALE.

**DAMAGE CONTROL SIGNAGE SKETCH # 076
DISCHARGE OF OIL PROHIBITED (7" x 5")**



NOTE: RETROREFLECTIVE MATERIAL (YELLOW)
BLACK 1/4" RETROREFLECTIVE LETTERS
GRAPHIC IS NOT TO SCALE.

DAMAGE CONTROL SIGNAGE SKETCH # 077
IF ANY DRAINS DRIP OR DISCHARGE WATER
(10" x 3")



NOTE: RETROREFLECTIVE MATERIAL (YELLOW)
BLACK 1/4" RETROREFLECTIVE LETTERS
GRAPHIC IS NOT TO SCALE.

**DAMAGE CONTROL SIGNAGE SKETCH # 078
EQUIPMENT SHALL BE DRAINED ONLY WHEN
SYSTEM IS NOT OPERATING (10" x 3")**